




A vibrant, cartoon-style map of a fairground. The map is divided into several sections, each labeled with a number in a yellow circle.
1. **PONY RIDES**: Located at the top left, featuring a wooden enclosure with a sign that says "PONY RIDES". Inside, there are several ponies and a person on a horse.
2. **WATER SHOW**: Located at the top right, featuring a large, circular pool with a red and white striped border. A dolphin is jumping out of the water.
3. **STATION**: Located in the middle left, featuring a small building with a sign that says "STATION". A train is visible on the tracks.
4. **SPACE RIDE**: Located in the middle right, featuring a tall, colorful structure with a yellow and blue striped top and a red and white striped base. It has several arms extending outwards, each with a rocket-shaped car.
5. **PICNIC AREA**: Located at the bottom left, featuring a wooden picnic table and benches. A sign with the number 5 is next to it.
6. **WATER SLIDES**: Located at the bottom right, featuring a large, colorful structure with a yellow and blue striped top and a red and white striped base. It has several slides leading down to a pool.
7. **BOAT RACES**: Located in the middle, featuring a small boat race track with several boats.
8. **ROLLER COASTERS**: Located at the bottom, featuring a roller coaster track with several cars.
9. **CLIMBING WALL**: Located at the bottom right, featuring a climbing wall with a sign that says "CLIMBING WALL".
The map also includes various other elements like trees, a train, a picnic table, and a person fishing. The overall style is colorful and whimsical, typical of a children's activity book.




1. dolphins




2. monsters




3. goats




4. ponies



5. seals




6. sailboats




7. kites



8. space ride



9. train



10. motorboats

Around the track,
Clickety-clack,
The train goes out,
The train comes back.

Where do you want to go?


What do you want to see?



1. When does she have to get up?
She has to get up at 6:00.



2. When do they have to leave?
They have to leave at 7:30.



3.



4.



5.



6.




7.



8.



In my family, we share all the chores. My brother and I have to make our beds.



I have to take out the trash. He has to sweep the floor.



On Saturday, my father always goes to the supermarket. He has to do the grocery shopping.



My mother always goes to the laundromat. She has to do the laundry.




My brother and I stay home. We have to clean our room.



On Sunday, we don't have to do chores. I love Sundays!







Where are you going?


I'm going to the moon.

What are you going to do there?


I'm going to **drive a moon buggy**!




① **drive a moon buggy**




⑦ **build a space station**




② **grow plants**



③ **play basketball**




⑥ **repair a rocket**




④ **collect rocks**




⑤ **check the stars**




Word Game





Next week, my class is going on a field trip.
We're going to a farm. We're going to take a
special bus at eight o'clock on Monday morning.
We'll get to the farm at about nine- thirty.


The farmer, Mr. Lopez, is going to show us
all his machinery.



Then Mrs. Lopez and her son are going to show us how to pick apples! We're going to have lunch beside the duck pond.

After lunch, we're going to ride on the tractor. I'm going to take pictures with my new camera. It's going to be a great day.

Listening Comprehension




a




b




c



a



b



c



a



b



c



a



b



c



Reading Comprehension

Read the story. Then read the questions.

Choose the best answer.


My name is Kathy. This weekend I'm going to my grandfather's farm. I'm going to help my grandfather feed the pigs and chickens and milk the cows. But I'm not going to help him clean the barn!

1. Where does Kathy's grandfather live?
 - a. on a boat
 - b. in a town
 - c. on a farm
2. What does Kathy like to do?
 - a. feed the animals
 - b. clean the barn
 - c. share all the chores

Every morning Tony gets up at 6:30. First, he has to get dressed. Then he has to feed his dog. Then he has to set the table for breakfast. At 7:00, Tony wakes up his little brother Lou. At 7:30, the family eats breakfast. At 8:00, Tony goes to school.

3. What does Tony have to do first?
 - a. eat breakfast
 - b. get dressed
 - c. go to school
4. When does Lou get up?
 - a. at 6:30
 - b. at 7:00
 - c. at 7:30
5. How does Tony feel in the morning?
 - a. busy
 - b. glad
 - c. sick

Content Skills




a kangaroo



a bee



a lizard




a horse



a whale




a hamster




an elephant


1. Tell how each animal moves.
2. Then make a chart.
3. Put a picture of the animal in the correct place. Some animals can go in **more than one place**.



an octopus



an alligator



Life Skills

Bus Stop

A.M.	P.M.
8:00	12:30
9:30	2:00
11:30	3:30

Excuse me. What time is it?

It's 11:00.

So the next bus is at 11:30?

Right.

Thank you.




Reading a bus schedule
Asking/giving information (time)
Role-playing fixed and free dialogues




Do the Dog Walk!

When I was a little puppy,
I'd play and play and play;
Now I am a big, big dog,
And this is what I say.

Arf, arf—do the dog talk!
Arf, arf—do the dog walk!
Arf, arf—do the dog talk!
Arf, arf—do the dog walk!




Meow, meow—do the




talk!

Quack, quack—do the



talk!

Ribbet, ribbet—do the



talk!





The Little Turtle

There was a little turtle.
He lived in a box.
He swam in a puddle.
He climbed on the rocks.

He snapped at a mosquito.
He snapped at a flea.
He snapped at a minnow.
And he snapped at me.


He caught the mosquito.
He caught the flea.
He caught the minnow.
But he didn't catch me.

Vachel Lindsay




Koko's Kitten

Koko the gorilla was born in a zoo. Dr. Francine Patterson was Koko's trainer and teacher.



Dr. Patterson taught Koko a language. She taught her sign language. You use your hands, arms, face, and body to make signs. These signs stand for words.



Koko learned many words. Dr. Patterson read her stories. Koko liked the story of the three little kittens. They lost their mittens, and their mother was mad. Koko understood. She signed, "mad."

One day, Dr. Patterson asked Koko, "What do you want for your birthday?"

Koko answered, "Cat."



Dr. Patterson showed Koko three kittens.
"Which one do you want?" she asked.

Koko pointed to a kitten. The kitten didn't have a tail.

"That," Koko signed.





The kitten looked like a ball to Koko. So she named the kitten "All Ball." Koko called her kitten "Ball" for short.

Koko was a very good mother. She combed and petted Ball. She played games with Ball. She tickled him and blew in his face.

Koko liked to talk about her kitten.

"Soft, good cat, cat," she signed.

"Koko love Ball."