


Who won the race?  
Write the names.



1. Sara: 10 minutes      FIRST      SECOND      THIRD

Joe: 8 minutes

Jean: 4 minutes

Jean

\_\_\_\_\_

\_\_\_\_\_

2. Bill: 6 minutes      FIRST      SECOND      THIRD

Al: 7 minutes

Maria: 8 minutes

\_\_\_\_\_

\_\_\_\_\_

\_\_\_\_\_

3. Jesse: 2 minutes      FIRST      SECOND      THIRD

Ana: 1 minute

Luis: 3 minutes

\_\_\_\_\_


\_\_\_\_\_

\_\_\_\_\_

(After Level B, student page 34) **Identifying sequence.** Look at the first item with your students. Model the story for the first item. Help students to understand that Sara ran the race in ten minutes, Joe ran it in eight minutes and Jean ran it in four minutes. Ask who came in *first*, *second* and *third*. Volunteers can answer orally. Then students write the correct name under *First*, *Second*, and *Third*.



Help the tortoise race to the river.



(After Level B, student pages 37–39) **Developing fine motor skills; visual discrimination; describing a sequence.** Students find their way through the maze. After completion, volunteers tell what they found along the way.



Read the sentence.  
Find the matching picture.



1 He's crying.



2 She's eating lunch.



3 She's fixing the sink.



4 I have two brothers.




5 She's brushing her teeth.






Look at the pictures. Finish the sentence.



My father was in the bathroom.

He was taking a shower.  
He was brushing his teeth.

He is in the \_\_\_\_\_ now.



My sister was in the \_\_\_\_\_.

She was fixing her bike.  
She was washing the car.

She is in the \_\_\_\_\_ now.



I was on the \_\_\_\_\_.

I was sweeping.  
I was reading.

I am in the \_\_\_\_\_ now.

(After Level B, student page 41) **Getting information from pictures; comparing simple past, past progressive and present tense.** Students circle one phrase and write one correct word in the blank for each item. Remind students to pay careful attention to *was* (*past*) and *is/am* (*present*). Have volunteers read the items aloud. Discuss with students how they used the pictures to help them choose their answers.



---


Write the missing word.

1. The first day of the week is \_\_\_\_\_.
2. The day before Saturday is \_\_\_\_\_.
3. The day after Wednesday is \_\_\_\_\_.
4. The second day of the week is \_\_\_\_\_.

Finish the sentences any way you like.  
Draw a picture.

On Saturday, I like to \_\_\_\_\_.

On Sunday, I like to \_\_\_\_\_.





Write the months.

REBVEMON

1. \_\_\_\_\_

NUJE

2. \_\_\_\_\_

RILAP

3. \_\_\_\_\_

SUGATU

4. \_\_\_\_\_

5. \_\_\_\_\_

6. \_\_\_\_\_

7. \_\_\_\_\_

8. \_\_\_\_\_

9. \_\_\_\_\_

10. \_\_\_\_\_

11. November

12. \_\_\_\_\_

YAM

LUJY

BECEDREM

RECOTOB

RACMH

PETESMREB





	1	2	3	4	5	6	7	8	9	10
January										
February										
March										
April										
May										
June										
July										
August										
September										
October										
November										
December										

(After Level B, student page 43) **Counting; recording information on a bar graph.** As a volunteer calls out the names of the months, students indicate by a show of hands if it is their birthday month. Then they record the number of birthdays on the graph by coloring in the correct number of squares. Finally, they ask each other questions, e.g., *How many birthdays are there in January? Are there more birthdays in June or July?*



Look at the pictures. Finish the sentences.



1. How many elephants were there in the morning?

There <sup>was</sup> one  
were \_\_\_\_\_ .

2. How many bears are there now?

There <sup>is</sup> \_\_\_\_\_  
are \_\_\_\_\_ .

3. How many dolls were there in the morning?

There \_\_\_\_\_ .


4. How many elephants are there now?

There \_\_\_\_\_ .


5. \_\_\_\_\_ two dolls now.



Find the matching picture.



a



b




c



d



e



f

\_\_\_ 1. He was taking care of the baby.

\_\_\_ 2. They were planting flowers.

\_\_\_ 3. They were painting.

\_\_\_ 4. They were cooking.

\_\_\_ 5. She was playing in the pool.

\_\_\_ 6. He was sweeping the porch.



van

red

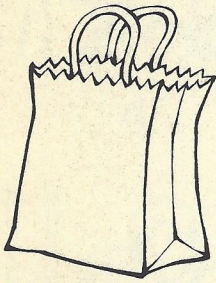
big

frog

lunch


Write the missing vowel.

1.



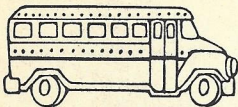
b a g

2.



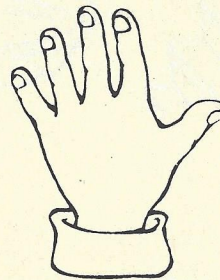
cl \_\_\_\_ ck

3.



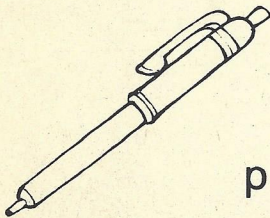
b \_\_\_\_ s

4.




h \_\_\_\_ nd

5.




p \_\_\_\_ n

6.




c \_\_\_\_ t

7.



r \_\_\_\_ g

8.



fl \_\_\_\_ g




Last Saturday, my family was very busy. Luis and Linda were cleaning their bedrooms. Mom and Dad were washing windows. Ralph, my cat, was busy, too. He was washing his face. I was taking care of my baby sister.

What is the main idea of the story?

- ☐ The brother and sister were cleaning their bedrooms.
- ☐ The family was very busy last Saturday.
- ☐ The cat was washing his face.

Draw what Mom and Dad were doing.





Sun.	Mon.	Tues.	Wed.	Thurs.	Fri.	Sat.

1. How many days are there in a week? \_\_\_\_\_ .
2. How many days are there in a school week? \_\_\_\_\_ .
3. How many days are there in this month? \_\_\_\_\_ .
4. How many Wednesdays? \_\_\_\_\_ Saturdays? \_\_\_\_\_ .
- Tuesdays? \_\_\_\_\_ Sundays? \_\_\_\_\_ .


(After Level B, student page 50) **Making a calendar; identifying the days of the week; counting.** Students fill in the name of the present month at the top of the calendar; then they fill in the numbers of the days for the whole month. They should fill in all holidays and their own special days (birthday, school trip, etc.). Then they answer the questions orally and write the number answers in the space provided.




Tell the math story. How much money do they have?




1. TOTAL \$1.15



2. TOTAL \_\_\_\_\_



3. TOTAL \_\_\_\_\_



4. TOTAL \_\_\_\_\_

(After Level B, student page 51) **Identifying/counting money.** Read the direction line at the top of the page. Ask students to tell what they see in the first picture. Then ask them to count the money out loud (one dollar, ten, fifteen, one dollar fifteen). Students should write the total in numbers with a dollar sign for each frame.



---

Draw a beautiful forest.


Draw Anansi.

Draw great flowers.

Draw the moon in the sky.

Draw wonderful trees.


Write about your picture.






Fill in the oval next to the sentence that describes the picture.

1.



- ☐ She's taking a bath.
- ☐ She's taking a nap.
- ☐ She's in the living room.

2.



- ☐ She's parking the car on the street.
- ☐ She's washing the car.
- ☐ She's putting the car in the garage.

3.




- ☐ He's sweeping the yard.
- ☐ He's sweeping the steps.
- ☐ He's washing the steps.

4.




- ☐ They're at baseball practice.
- ☐ They're at the zoo.
- ☐ They're at soccer practice.





(After Level B, student pages 58–59) **Classifying: identifying occupations.** Students cut out the pieces of art at the top of page 79 and paste the workers where they belong in this scene. Then they should ask and answer information questions, e.g., *Who is this? Where is he? What is the (mail carrier) doing?* You may wish to give TPR commands, e.g., *Put the mail carrier by/at the mailbox, etc.*







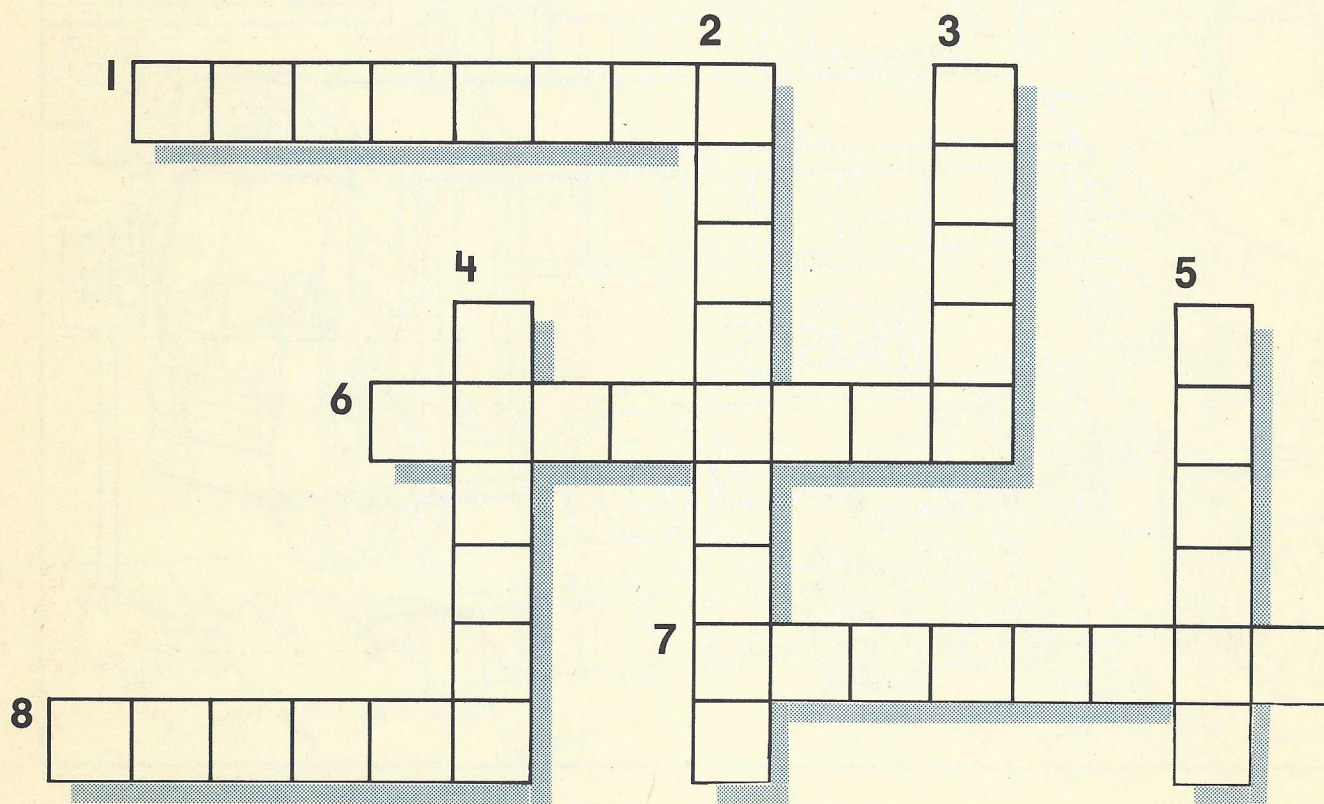
## CROSSWORD PUZZLE

### Across

1. A mail carrier \_\_\_\_\_ the mail.
6. A trash collector \_\_\_\_\_ trash.
7. A \_\_\_\_\_ reports the news.
8. A \_\_\_\_\_ serves people their food.

### Down

2. A \_\_\_\_\_ types letters.
3. A clerk \_\_\_\_\_ in a store.
4. A \_\_\_\_\_ works in a hospital.
5. A baseball \_\_\_\_\_ plays baseball.




(After Level B, student page 60) **Completing sentences; describing occupations; spelling; following directions.** Students read the first item ACROSS. One student gives the answer: *delivers*. Students write the word *delivers*, one letter to a box, in the puzzle. They continue with other items in the same way.




Write the sentences.

1. sell




She doesn't sell shoes.




She sells apples.

2. cut




She




3. drive



They



4. play



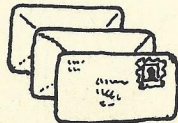
He



5. deliver




They







Find the matching picture.




a




b




c




d



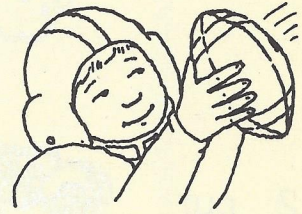
e



f



g



h

g 1. It chases the bird.

\_\_\_\_\_ 2. The baby kisses the dog.

\_\_\_\_\_ 3. The boy watches the football game.

\_\_\_\_\_ 4. It chases the mail carrier.

\_\_\_\_\_ 5. He catches the football.

\_\_\_\_\_ 6. She kisses the baby.

\_\_\_\_\_ 7. It catches the stick.


\_\_\_\_\_ 8. The dog watches TV.



Answer the questions.

1. When does she get up?

She gets up at 7:00.



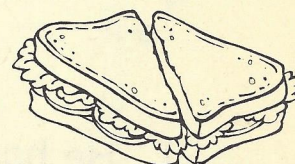
2. What does she wash?

\_\_\_\_\_



3. What does she make for lunch?

\_\_\_\_\_



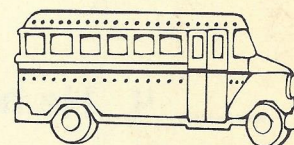
4. Who does she kiss?

\_\_\_\_\_




5. What does she catch?

\_\_\_\_\_




6. When does she get to school?

\_\_\_\_\_






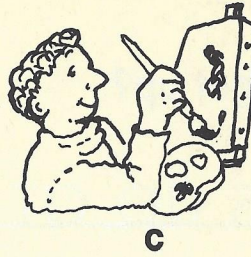


7. Where does she play before school?

\_\_\_\_\_





Find the matching picture.



\_\_\_ 1. He has a hammer.

\_\_\_ 2. She has a horse.

\_\_\_ 3. It has a stick.

\_\_\_ 4. He has a paintbrush.

\_\_\_ 5. She has a ladder.

\_\_\_ 6. It has a ball.

\_\_\_ 7. She has a tractor.

\_\_\_ 8. He has a hammer and a saw.



---


Answer the questions.

1. Does he have a cat?



No, he doesn't. He has a dog.


2. Does he have a paintbrush?



3. Does she have a ruler?



4. Does he have a wagon?



5. Does she have some grapes?



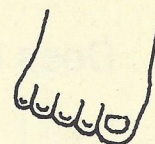



6. Does he have some cookies?





Circle the word that has the same long vowel sound as the picture.

1


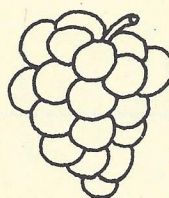




knife

cake

toes

2



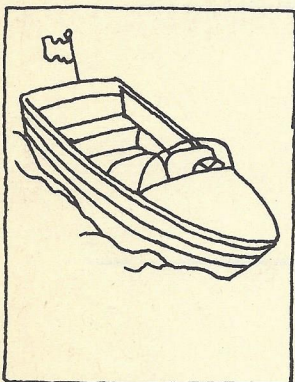


tree

grapes

cat

3



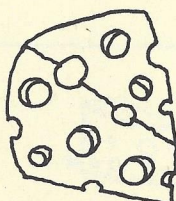
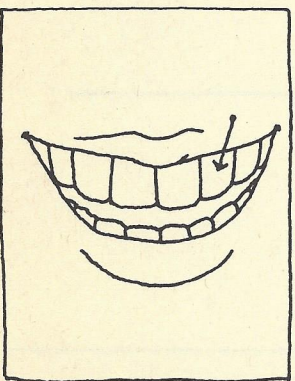


grapes

nose

truck

4




cheese

bed

plane




The sentences in these stories are not in the correct order. Write numbers 1, 2, and 3 to show the correct order.



\_\_\_\_\_ He starts work at seven o'clock.

\_\_\_\_\_ The mail carrier gets up at six o'clock.

\_\_\_\_\_ He always delivers the mail to our house at twelve o'clock.



\_\_\_\_\_ She brings the stick back to me.


\_\_\_\_\_ My dog is very smart.

\_\_\_\_\_ She catches a stick when I throw it.



Read the story. Answer the questions.

Tomorrow City Skating Rink will be open for ice-skating. Linda wants to be the first person on the ice tomorrow. She wants to get there at eight o'clock. One hour later, the Snack Bar will open. Linda can go there to buy hot chocolate and warm up.



1. What time does Linda want to get to

City Skating Rink tomorrow? \_\_\_\_\_

2. How many hours later will the


Snack Bar open? \_\_\_\_\_

3. What time will that be? \_\_\_\_\_

Linda gets everything she needs for tomorrow—her skates, coat, scarf and mittens.

"Mom," calls Linda. "Can I have 1 quarter and 2 dimes to buy hot chocolate tomorrow?"

"Sure," her mother says. "Here you are."



4. What coins did Linda ask for? \_\_\_\_\_

5. How much money was that? \_\_\_\_\_